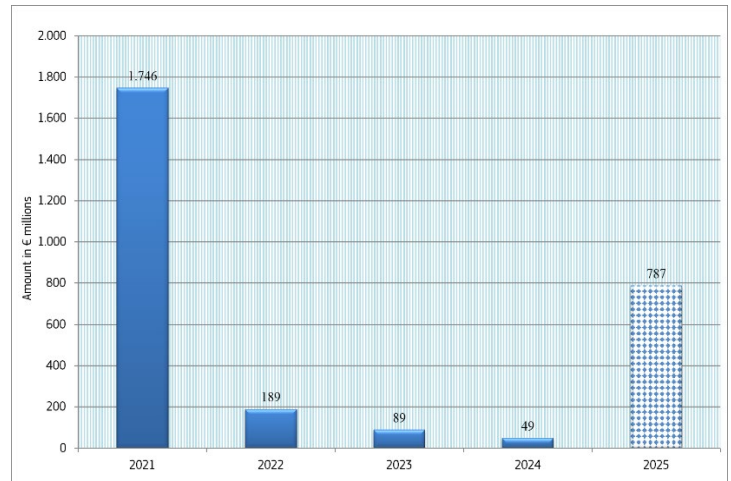


CARTEL STATISTICS

1. Fines imposed (not adjusted for Court judgments) - period 2021 - 2025

Last change: ++04 July 2025++

Year	Amount in €*
2021	1 746 254 000
2022	188 594 000
2023	88 951 000
2024	48 652 000**
++2025++	787 448 000
Total	2 859 899 000



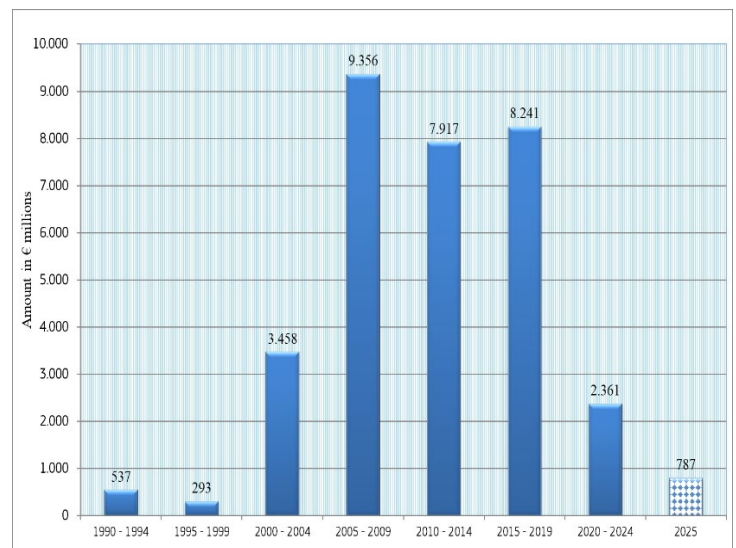
* Amounts of fines imposed by the Commission (incl. corrections following amendment decisions) and not corrected for changes following judgments of the Courts (General Court and Court of Justice) and only considering cartel infringements under Article 101 TFEU.

** In addition, a fine of 15 900 000€ has been imposed for obstruction.

2. Fines imposed (not adjusted for Court judgments) - period 1990 - 2025

Last change: ++04 July 2025++

Year	Amount in €*
1990 - 1994	537 491 550
1995 - 1999	292 838 000
2000 – 2004	3 458 421 100
2005 – 2009	9 355 867 500
2010 – 2014	7 917 218 674
2015 – 2019	8 240 528 000
2020-2024	2 360 531 000**
++2025++	787 448 000
Total	32 950 343 824



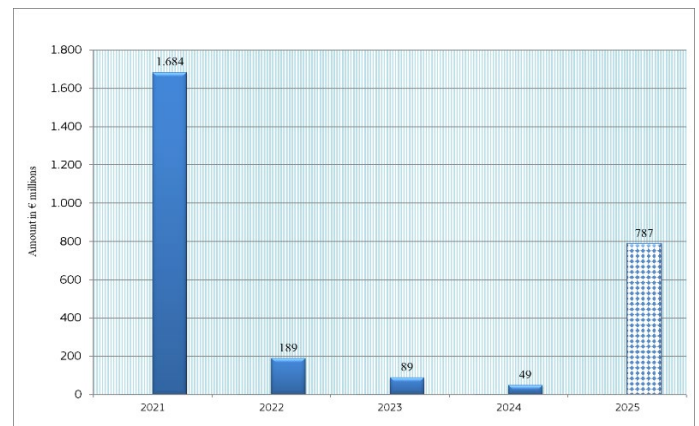
* Amounts imposed by the Commission (incl. corrections following amendment decisions) and not corrected for changes following judgments of the Courts (General Court and Court of Justice) and only considering cartel infringements under Article 101 TFEU.

** In addition, a fine of 15 900 000€ has been imposed for obstruction.

3. Fines imposed (adjusted for Court judgments) period 2021 – 2025

Last change: ++23 July 2025++

Year	Amount in €* ++1 683 511 000++
2021	1 683 511 000
2022	188 594 000
2023	88 951 000
2024	48 652 000**
++2025++	787 448 000
Total	2 797 156 000



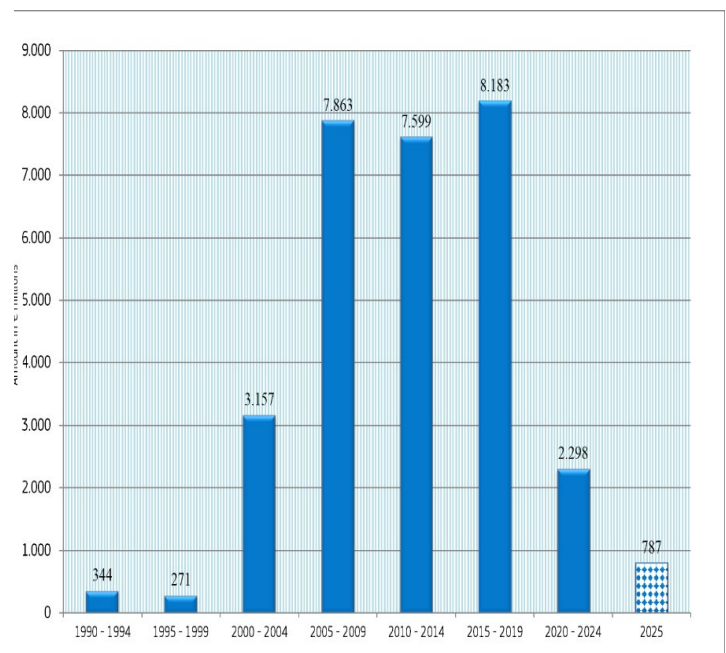
* Amounts corrected for changes (incl. corrections following amendment decisions) and judgments of the Courts (General Court and Court of Justice) and only considering cartel infringements under Article 101 TFEU.

** In addition, a fine of 15 900 000€ has been imposed for obstruction.

4. Fines imposed (adjusted for Court judgments) - period 1990 – 2025

Last change: ++23 July 2025++

Period	Amount in €* 344 282 550,00
1990 - 1994	344 282 550,00
1995 - 1999	270 963 500,00
2000 - 2004	3 157 348 710,00
2005 – 2009	7 863 307 786,50
2010 – 2014	7 598 728 479,00
2015 – 2019	8 182 654 159,00
2020 – 2024	++2 297 788 000,00**++
++2025++	787 448 000,00
Total	30 502 521 184,50



* Amounts corrected for changes (incl. corrections following amendment decisions) and judgments of the Courts (General Court and Court of Justice) and only considering cartel infringements under Article 101 TFEU.

** In addition, a fine of 15 900 000€ has been imposed for obstruction.

5. Ten highest cartel fines per case (since 1969)

Last change: ++23 July 2025++

Year	Case name	Amount in €*
2016/2017	Trucks	3 807 022 000
++2019/2021++	Forex	1 358 900 000
2012	TV and computer monitor tubes	1 409 588 000
2013/2016/2021	Euro interest rates derivatives (EIRD)	1 303 518 000
2008	Carglass	1 185 500 000
2014	Automotive bearings	953 306 000
2021	Car emissions	875 189 000
2007	Elevators and escalators	832 422 250
2001	Vitamins	790 515 000
2010/2017	Airfreight (incl. re-adoption)	739 642 616

* Amounts adjusted for changes following judgments of the Courts (General Court and Court of Justice) and / or amendment decisions.

6. Ten highest cartel fines per undertaking (since 1969)

Last change: ++08 July 2021++

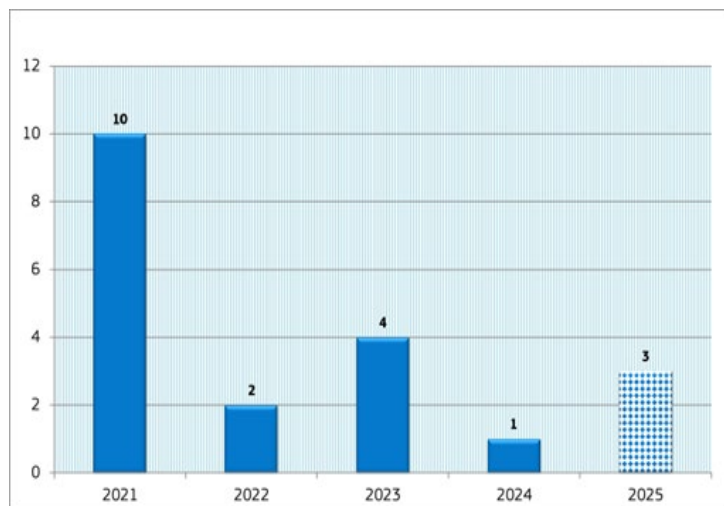
Year	Undertaking	Case	Amount in €*
2016	Daimler	Trucks	1 008 766 000
2017	Scania	Trucks	880 523 000
2016	DAF	Trucks	752 679 000
2008	Saint Gobain	Carglass	715 000 000
2012	Philips	TV and computer monitor tubes	705 296 000 of which 391 940 000 jointly and severally with LG Electronics
2012	LG Electronics	TV and computer monitor tubes	687 537 000 of which 391 940 000 jointly and severally with Philips
2016	Volvo/Renault Trucks	Trucks	670 448 000
++2021++	VW Group	Car emissions	502 362 000
2016	Iveco	Trucks	494 606 000
2013	Deutsche Bank	Euro interest rate derivatives (EIRD)	465 861 000

* Amounts adjusted for changes following judgments of the Courts (General Court and Court of Justice) and / or amendment decisions.

7. Cartel decisions adopted* by the European Commission - period 2021 - 2025

Last change: ++04 July 2025++

Year	Decisions
2021	10**
2022	2
2023	4
2024	1***
++2025++	3
Total	20



* A cartel case concerns a single proceeding against various undertakings and may involve more than one infringement. If separate decisions are adopted on different dates (e.g. hybrid settlement cases or re-adoptions), they are considered separately for the purpose of this table. In case of adoption of amendment decisions, information is given as of 2021.

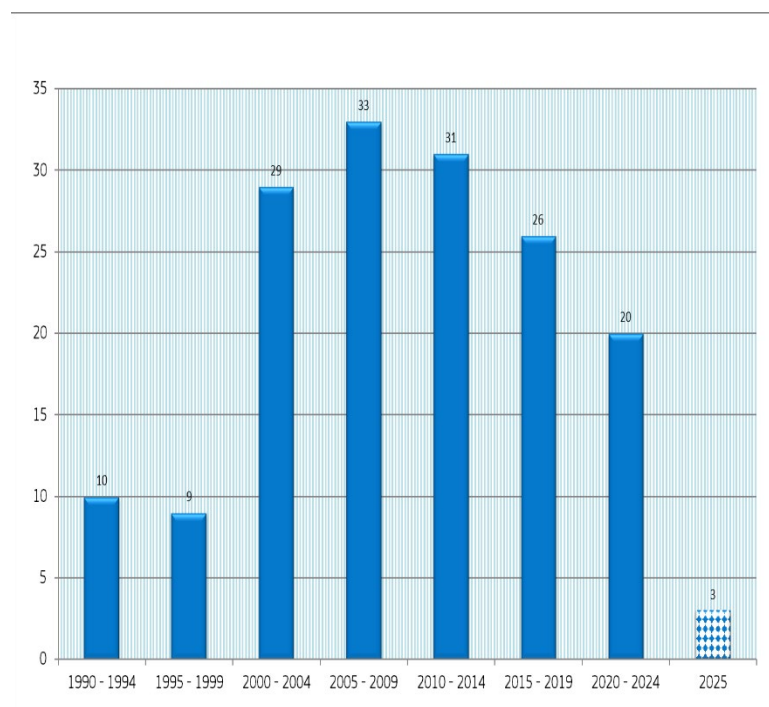
** In addition to this number, one amendment decision was adopted.

*** This figure does not include the decision on obstruction.

8. Decisions adopted* by the European Commission - period 1990 – 2025

Last change: ++04 July 2025++

Period	Decisions
1990 - 1994	10
1995 - 1999	9
2000 - 2004	29
2005 - 2009	33
2010 - 2014	31
2015 - 2019	26
2020-2024	20**
++2025++	3
Total	161



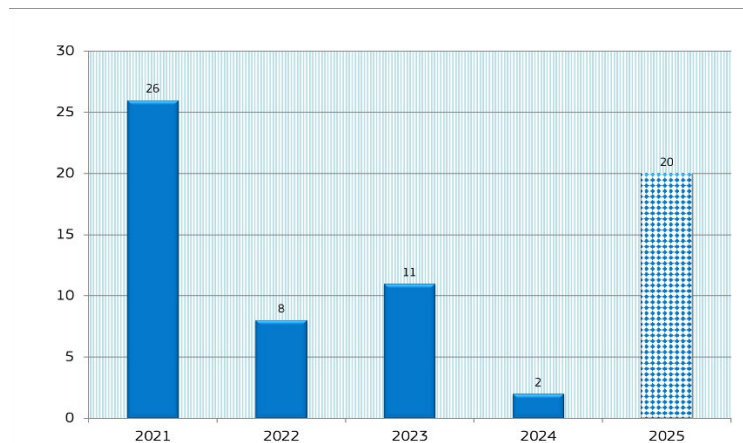
* A cartel case concerns a single proceeding against various undertakings and may involve more than one infringement. If separate decisions are adopted on different dates (e.g. hybrid settlement cases or re-adoptions), they are considered separately for the purpose of this table. In case of adoption of amendment decisions, information is given as of 2021.

** In addition to this number, one amendment decision and one decision on obstruction were adopted.

9. Number of undertakings/associations in decisions* - period 2021 - 2025

Last change: ++04 July 2025++

Year	Decisions
2021	26
2022	8
2023	11
2024	2**
++2025++	20
Total	67



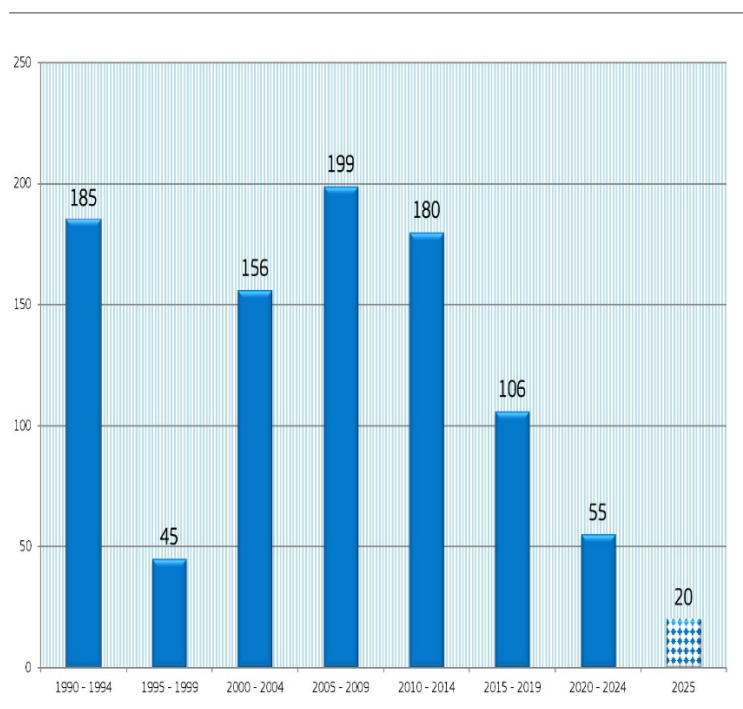
* Includes entities not fined such as immunity applicants; If more than one legal entity of the same corporate group were subject to the decision, they are counted as one for the purpose of this table.

** This figure does not consider undertakings fined for obstruction.

10. Number of undertakings/associations in decisions* - period 1990 - 2025

Last change: ++04 July 2025++

Period	Undertakings
1990 - 1994	185
1995 - 1999	45
2000 - 2004	156
2005 - 2009	199
2010 - 2014	180
2015 - 2019	106
2020 - 2024	55**
++2025++	20
Total	946

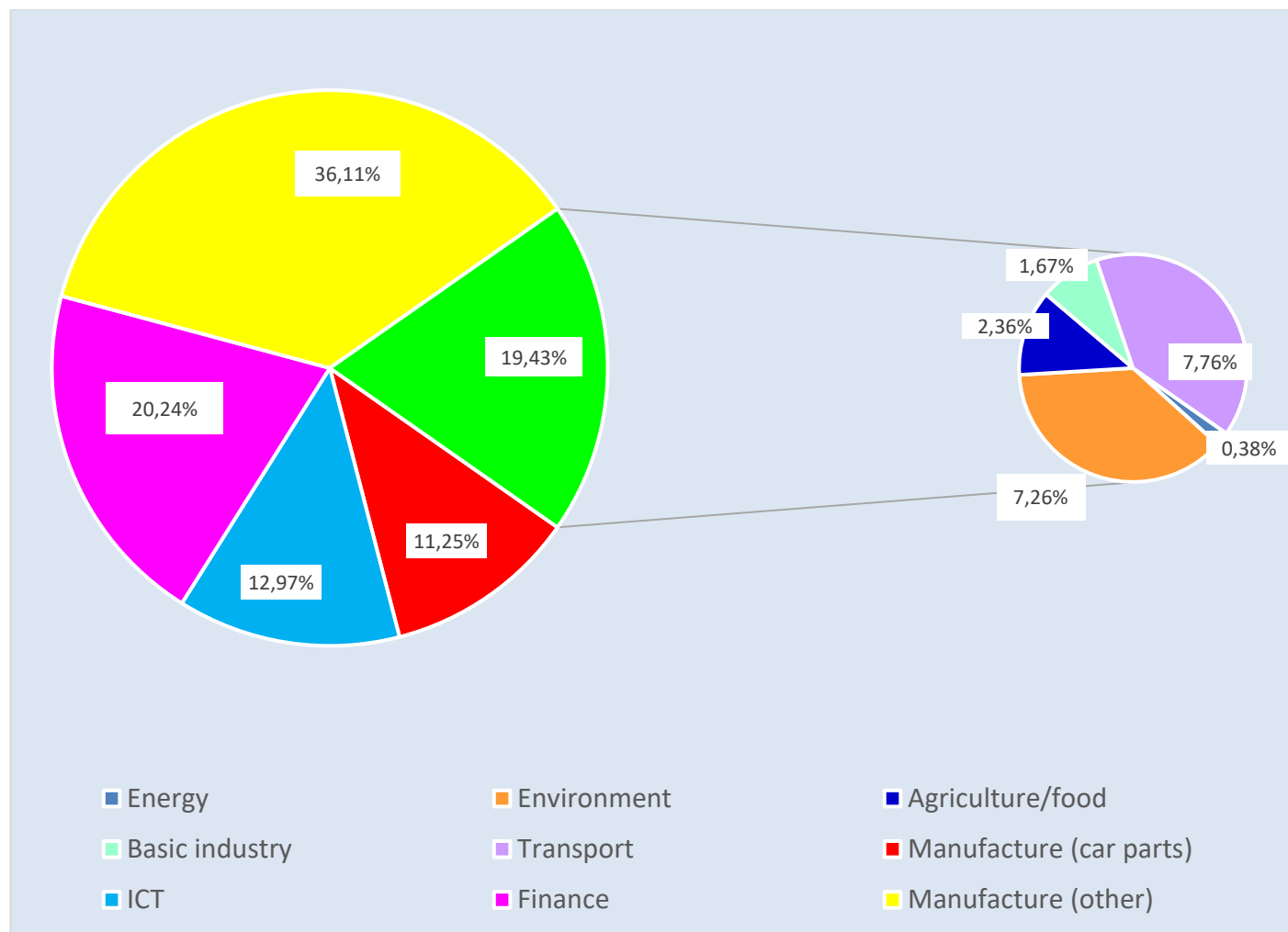


* Includes undertakings/associations not fined, such as immunity applicants; If more than one legal entity of the same corporate group were subject to the decision, they are counted as one for the purpose of this table.

** This figure does not include undertakings fined for obstruction.

11. Fines imposed per sector since 2010*

Last change: ++04 July 2025++

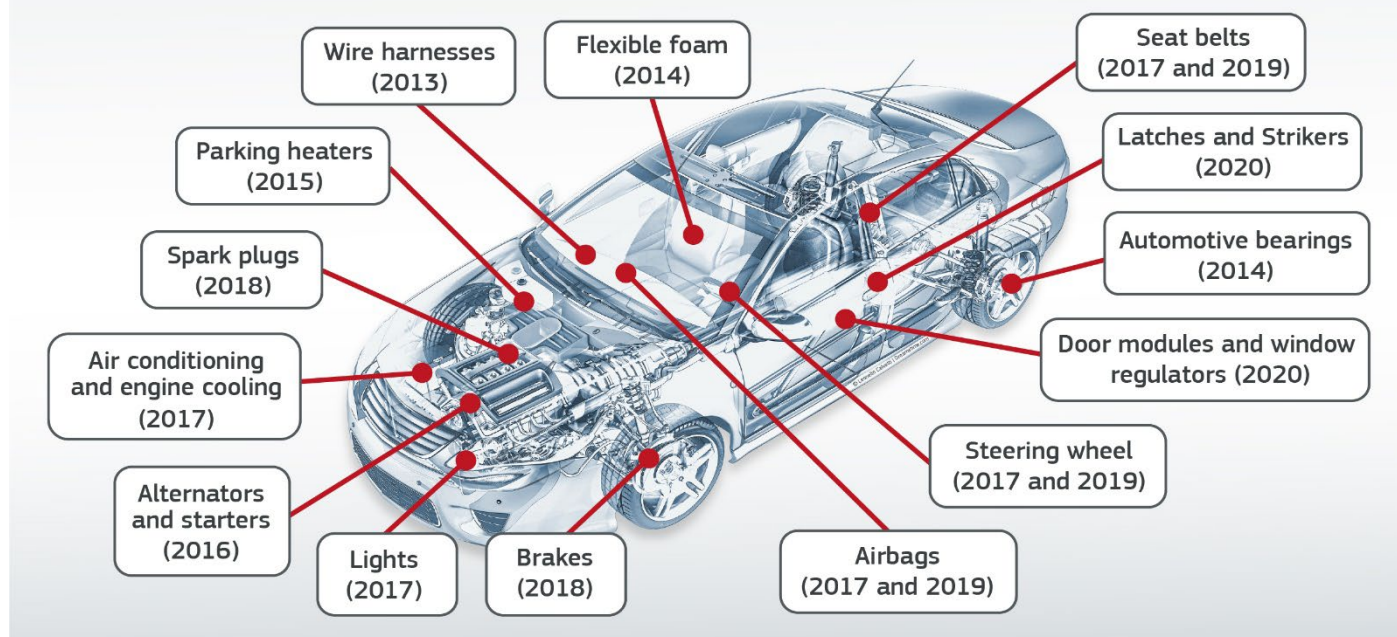


* Fines imposed on procedural aspects are not considered.

12. Car part cases decided since 2013

Last change: ++09 September 2021++

Commission has fined **car parts cartels**
almost €2.2 billion since 2013



Car parts	Fine imposed in €
Wire harnesses (2013)	141 791 000
Flexible foam (2014)	114 077 000
Automotive bearings (2014)	953 306 000
Parking heaters (2015)	68 175 000
Alternators and starters (2016)	137 789 000
Air conditioning and engine cooling (2017)	155 575 000
Seat belts, airbags and steering wheels (2017/2019)	402 288 000
Lights (2017)	26 744 000
Brakes (2018)	75 426 000
Spark plugs (2018)	76 099 000
Latches and strikers Door modules and window regulators (2020)	18 196 000
Total	2 169 466 000

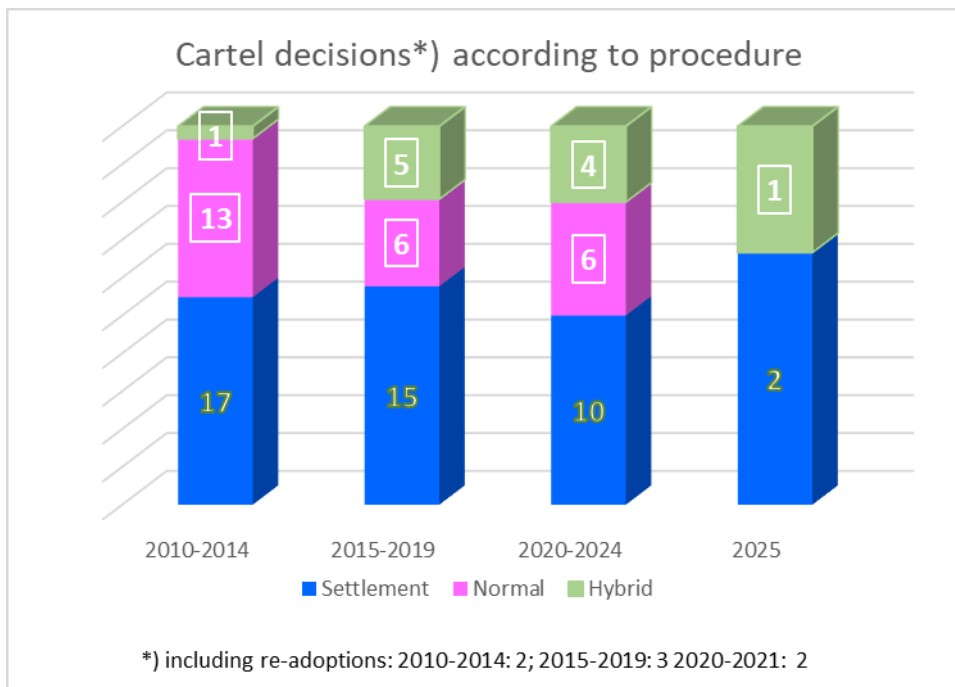
13. Financial cases decided since 2013

Last change: ++22 November 2023++

Financial cases	Fine imposed in €
Euro interest rates derivatives (2013, 2016, 2021)	1 308 172 000
Yen interest rates derivatives (2013, 2014, 2021)	676 169 000
Swiss Franc interest rates derivatives and spreads (2014)	94 031 000
Foreign Exchange spot (2019, 2021)	1 413 274 000
SSA bonds (2021)	28 494 000
European Governments Bonds (2021)	371 393 000
Euro-denominated bonds (2023)	26 647 000
Total	3 918 180 000

14. Cartel decisions adopted since 2010 according to procedure

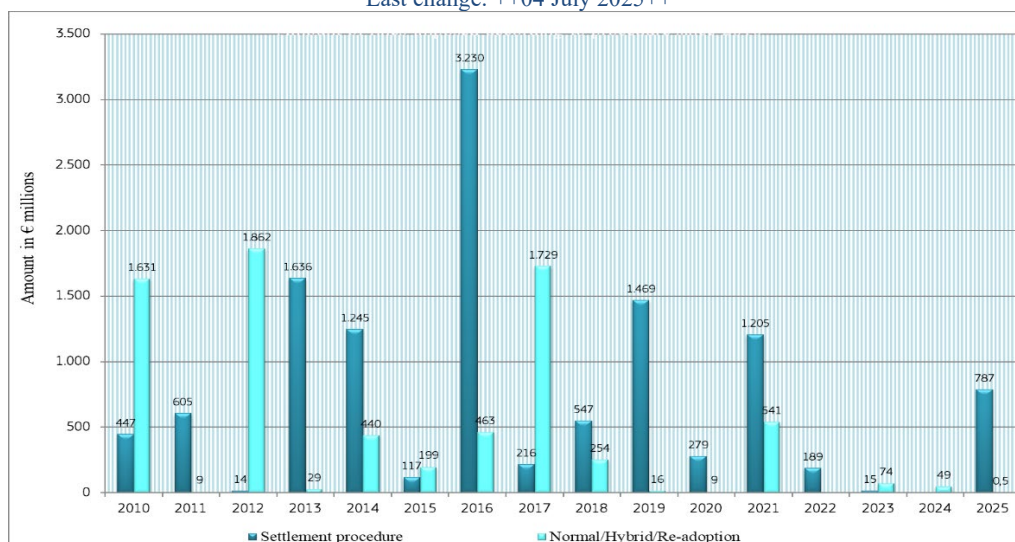
Last change: ++04 July 2025++



This table shows a breakdown of the decisions according to the procedure followed to conclude the cartel investigation (corresponding to the number of decisions included in Tables 7 and 8). In general, the procedures used are: normal, settlement and hybrid. Hybrid procedures refer to decisions adopted under the normal procedure against parties that opted out of a settlement procedure when a settlement decision is adopted (at the same or at a later date) against the other parties. Re-adoptions are decisions that have been adopted after a (partial) annulment by the court. The table does not include the decision on obstruction.

15. Cartels fines imposed according to procedure

Last change: ++04 July 2025++

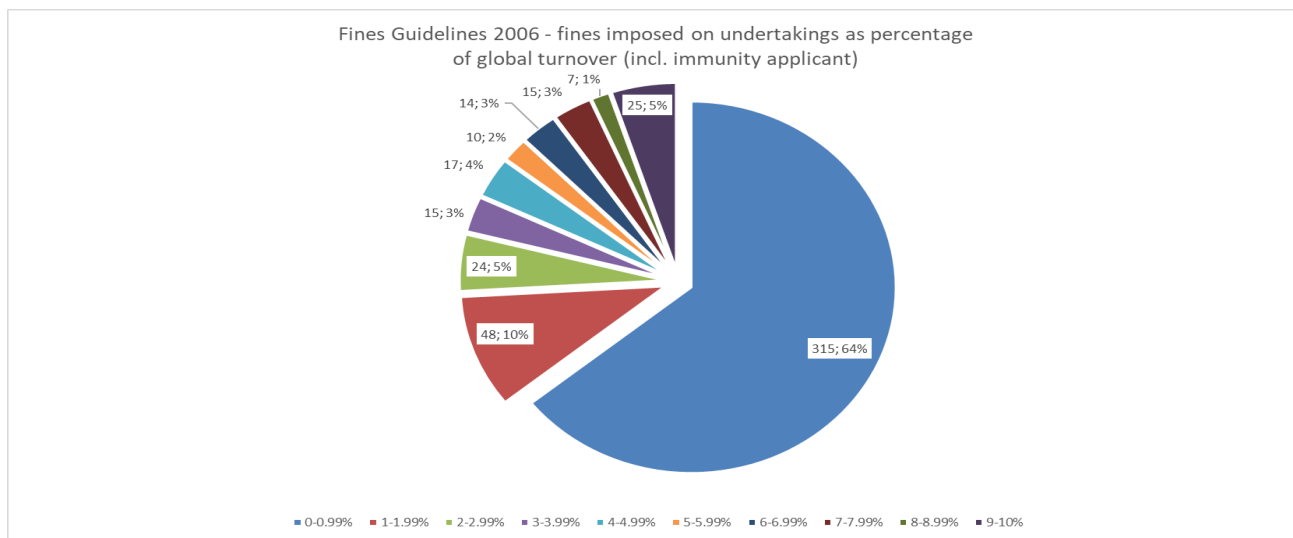


* The table shows the breakdown for fines imposed under the settlement decisions and under the normal/hybrid/re-adoption decisions (see Table 14). Amendment decisions are included as of 2021, but the corrected amount is considered in the year when the original decision was adopted. The fines imposed on procedural aspects are not included.

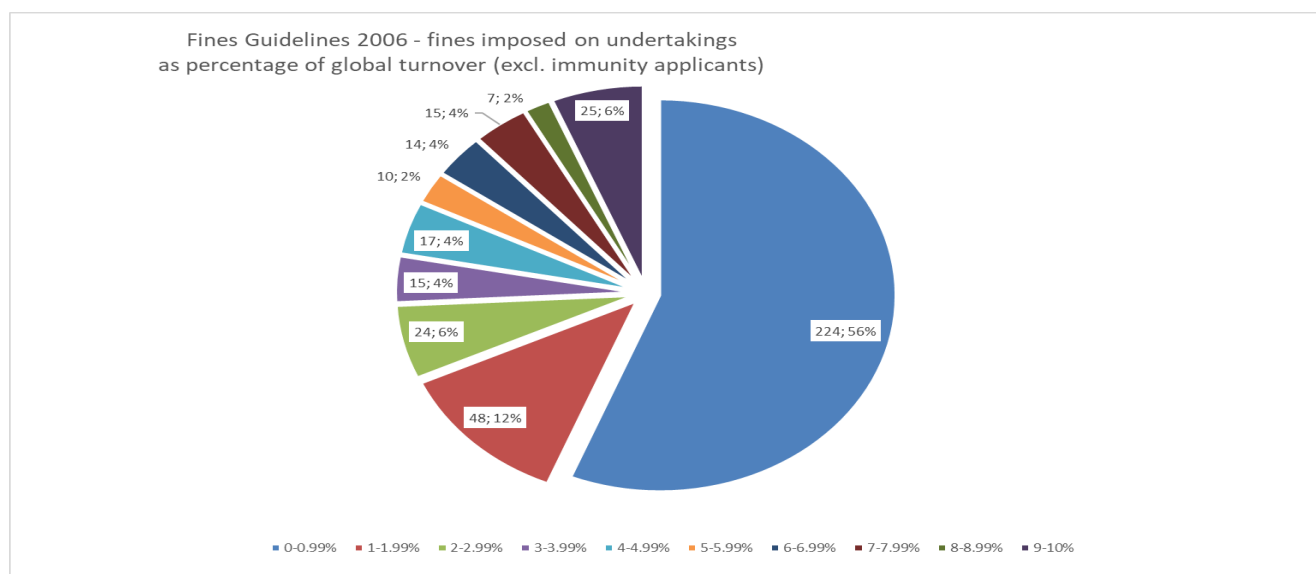
16. Fines Guidelines 2006 – fines as percentage* of global turnover

Last update ++07 December 2023++

Fines Guidelines 2006 - fines imposed on undertakings as percentage of global turnover (incl. Immunity applicants)											
percentage	0-0.99%	1-1.99%	2-2.99%	3-3.99%	4-4.99%	5-5.99%	6-6.99%	7-7.99%	8-8.99%	9-10%	total
no of undertakings fined	315	48	24	15	17	10	14	15	7	25	490
	64,29%	9,80%	4,90%	3,06%	3,47%	2,04%	2,86%	3,06%	1,43%	5,10%	100,00%



Fines Guidelines 2006 - fines imposed on undertakings as percentage of global turnover (excl. immunity applicants)											
percentage	0-0.99%	1-1.99%	2-2.99%	3-3.99%	4-4.99%	5-5.99%	6-6.99%	7-7.99%	8-8.99%	9-10%	total
no of undertakings fined	224	48	24	15	17	10	14	15	7	25	399
	56,14%	12,03%	6,02%	3,76%	4,26%	2,51%	3,51%	3,76%	1,75%	6,27%	100,00%



* The percentages of fines imposed on undertakings are considered per cartel infringement. Certain cases may comprise several infringements for which multiple counting of undertakings is considered. The figures do not include fines imposed for procedural aspects (i.e. obstruction).