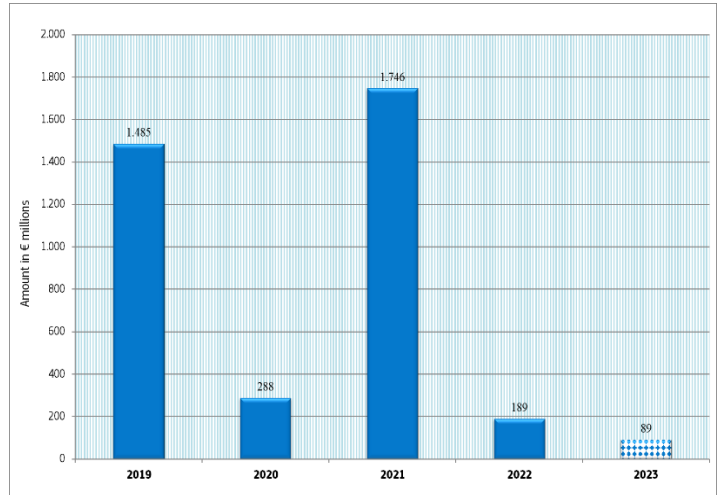


1. CARTEL STATISTICS

1.1. Fines imposed (not adjusted for Court judgments) - period 2019 - 2023

Last change: ++07 December 2023++

Year	Amount in €*)
2019	1 484 877 000
2020	288 080 000
2021	1 746 254 000
2022	188 594 000
++2023++	88 951 000
Total	3 796 756 000

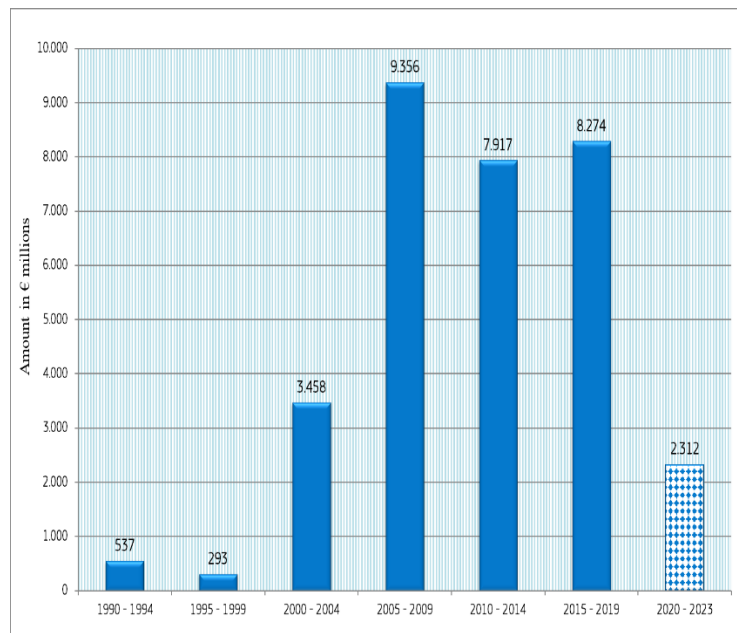


*) Amounts of fines imposed by the Commission (incl. corrections following amendment decisions) and not corrected for changes following judgments of the Courts (General Court and Court of Justice) and only considering cartel infringements under Article 101 TFEU.

1.2. Fines imposed (not adjusted for Court judgments) - period 1990 - 2023

Last change: ++07 December 2023++

Year	Amount in €*)
1990 - 1994	537 491 550
1995 - 1999	292 838 000
2000 - 2004	3 458 421 100
2005 - 2009	9 355 867 500
2010 - 2014	7 917 218 674
2015 - 2019	8 274 222 000
++2020-2023++	2 311 879 000
Total	32 147 937 824

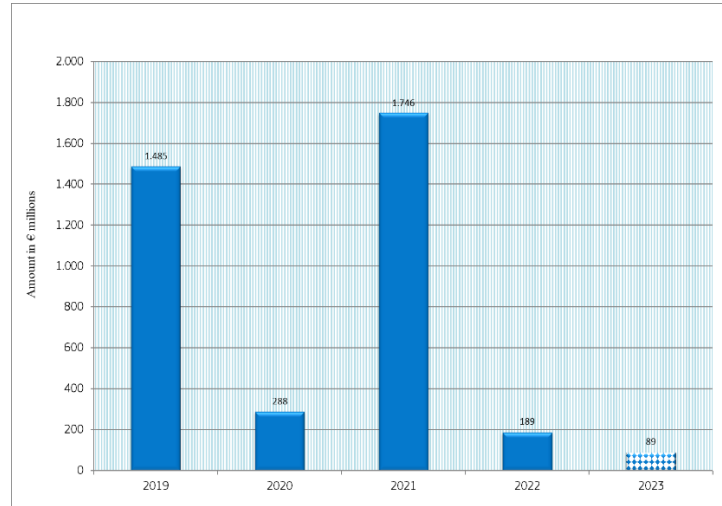


*) Amounts imposed by the Commission (incl. corrections following amendment decisions) and not corrected for changes following judgments of the Courts (General Court and Court of Justice) and only considering cartel infringements under Article 101 TFEU.

1.3. Fines imposed (adjusted for Court judgments) period 2019 – 2023

Last change: ++07 December 2023++

Year	Amount in €*)
2019	1 484 877 000
2020	288 080 000
2021	1 746 254 000
2022	188 594 000
++2023++	88 951 000
Total	3 796 756 000

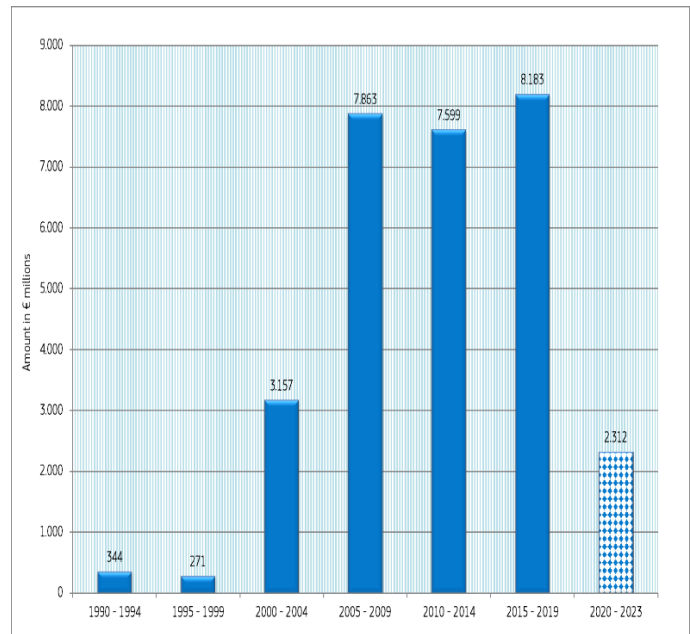


*) Amounts corrected for changes (incl. corrections following amendment decisions) and judgments of the Courts (General Court and Court of Justice) and only considering cartel infringements under Article 101 TFEU.

1.4. Fines imposed (adjusted for Court judgments) - period 1990 – 2023

Last change: ++20 December 2023++

Period	Amount in €*)
1990 - 1994	344 282 550,00
1995 - 1999	270 963 500,00
2000 - 2004	3 157 348 710,00
2005 – 2009	7 863 307 786,50
2010 – 2014	7 598 728 479,00
++2015 – 2019++	8 182 726 159,00
2020-2023	2 311 879 000,00
Total	29 729 236 184,50



*) Amounts corrected for changes (incl. corrections following amendment decisions) and judgments of the Courts (General Court and Court of Justice) and only considering cartel infringements under Article 101 TFEU.

1.5. Ten highest cartel fines per case (since 1969)

Last change: ++20 December 2023++

Year	Case name	Amount in €*)
2016/2017	Trucks	3 807 022 000
2019/2021	Forex	1 413 274 000
2012	TV and computer monitor tubes	1 409 588 000
++2013/2016/2021++	Euro interest rates derivatives (EIRD)	1 303 518 000
2008	Carglass	1 185 500 000
2014	Automotive bearings	953 306 000
2021	Car emissions	875 189 000
2007	Elevators and escalators	832 422 250
2001	Vitamins	790 515 000
2010/2017	Airfreight (incl. re-adoption)	739 642 616

*) Amounts adjusted for changes following judgments of the Courts (General Court and Court of Justice) and / or amendment decisions.

1.6. Ten highest cartel fines per undertaking (since 1969)

Last change: ++08 July 2021++

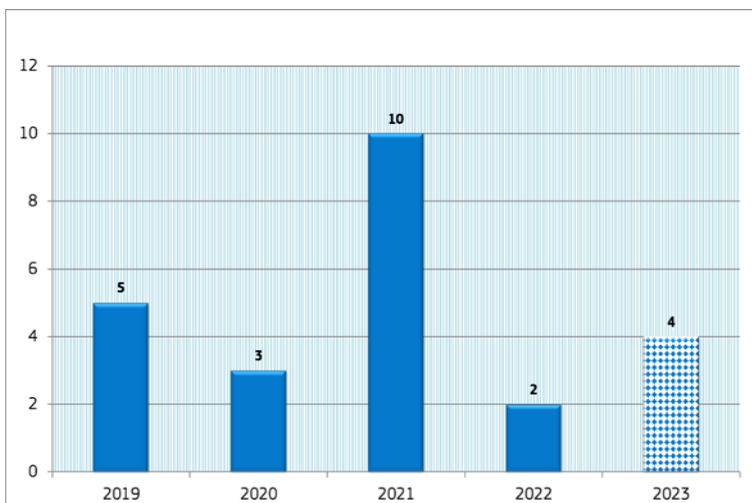
Year	Undertaking	Case	Amount in €*)
2016	Daimler	Trucks	1 008 766 000
2017	Scania	Trucks	880 523 000
2016	DAF	Trucks	752 679 000
2008	Saint Gobain	Carglass	715 000 000
2012	Philips	TV and computer monitor tubes	705 296 000 of which 391 940 000 jointly and severally with LG Electronics
2012	LG Electronics	TV and computer monitor tubes	687 537 000 of which 391 940 000 jointly and severally with Philips
2016	Volvo/Renault Trucks	Trucks	670 448 000
++2021++	VW Group	Car emissions	502 362 000
2016	Iveco	Trucks	494 606 000
2013	Deutsche Bank	Euro interest rate derivatives (EIRD)	465 861 000

*) Amounts adjusted for changes following judgments of the Courts (General Court and Court of Justice) and / or amendment decisions.

1.7. Cartel decisions adopted*) by the European Commission - period 2019 - 2023

Last change: ++07 December 2023++

Year	Decisions
2019	5
2020	3
2021	10**)
2022	2
++2023++	4
Total	24



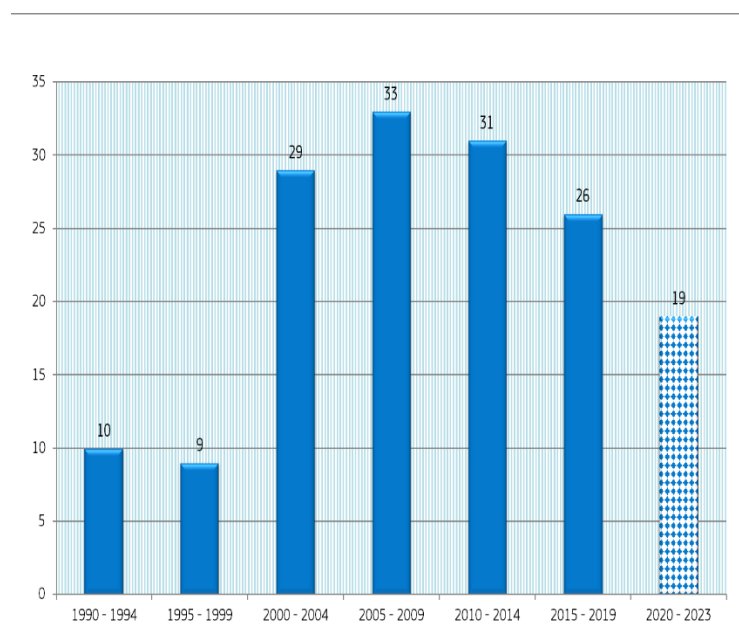
*) A cartel case concerns a single proceeding against various undertakings and may involve more than one infringement. If separate decisions are adopted on different dates (e.g. hybrid settlement cases or re-adoptions), they are considered separately for the purpose of this table. In case of adoption of amendment decisions, information is given as of 2021.

***) In addition to this number, one amendment decision was adopted.

1.8. Cartel decisions adopted*) by the European Commission - period 1990 - 2023

Last change: ++07 December 2023++

Period	Decisions
1990 - 1994	10
1995 - 1999	9
2000 - 2004	29
2005 - 2009	33
2010 - 2014	31
2015 - 2019	26
++2020-2023++	19**)
Total	157



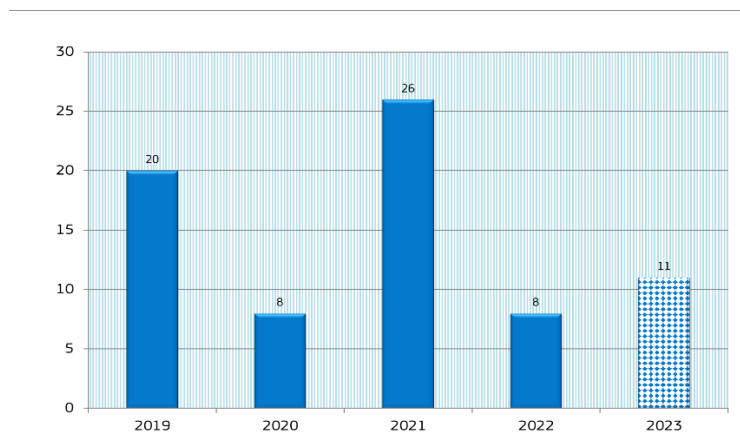
*) A cartel case concerns a single proceeding against various undertakings and may involve more than one infringement. If separate decisions are adopted on different dates (e.g. hybrid settlement cases or re-adoptions), they are considered separately for the purpose of this table. In case of adoption of amendment decisions, information is given as of 2021.

***) In addition to this number, one amendment decision was adopted.

1.9. Number of undertakings/associations in decisions*) - period 2019 - 2023

Last change: ++07 December 2023++

Year	Undertakings
2019	20
2020	8
2021	26
2022	8
++2023++	11
Total	73

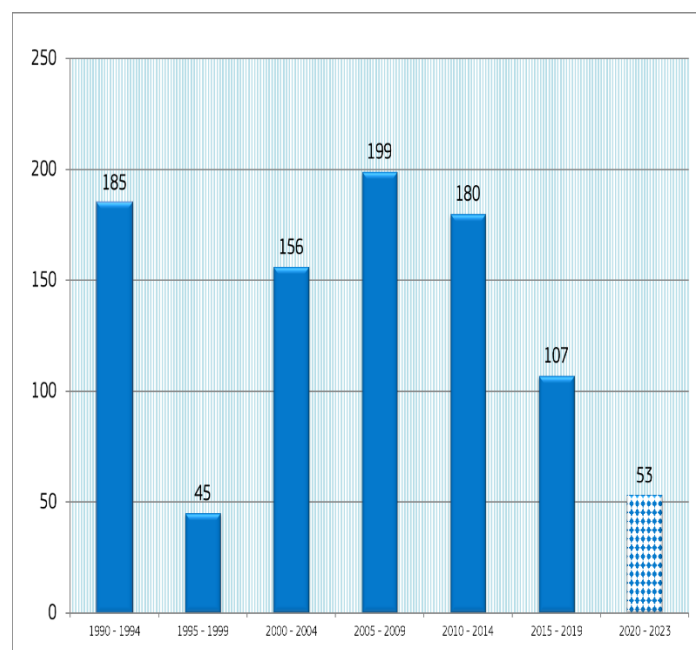


*) Includes entities not fined such as immunity applicants; If more than one legal entity of the same corporate group were subject to the decision, they are counted as one for the purpose of this table.

1.10. Number of undertakings/associations in decisions*) - period 1990 - 2023

Last change: ++07 December 2023++

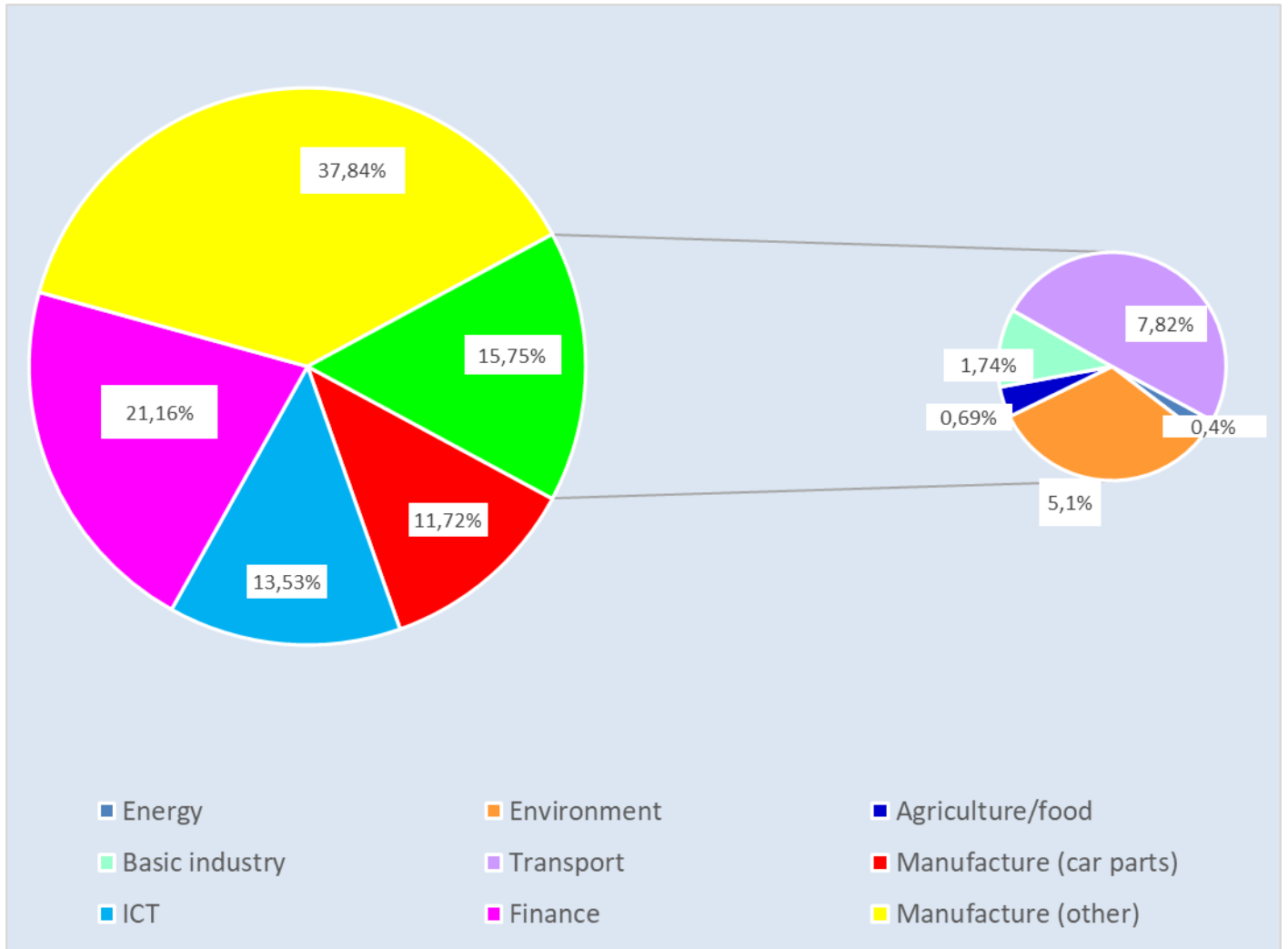
Period	Undertakings
1990 - 1994	185
1995 - 1999	45
2000 - 2004	156
2005 - 2009	199
2010 - 2014	180
2015-2019	107
++2020-2023++	53
Total	925



*) Includes entities not fined such as immunity applicants; If more than one legal entity of the same corporate group were subject to the decision, they are counted as one for the purpose of this table.

1.11. Fines imposed per sector since 2010

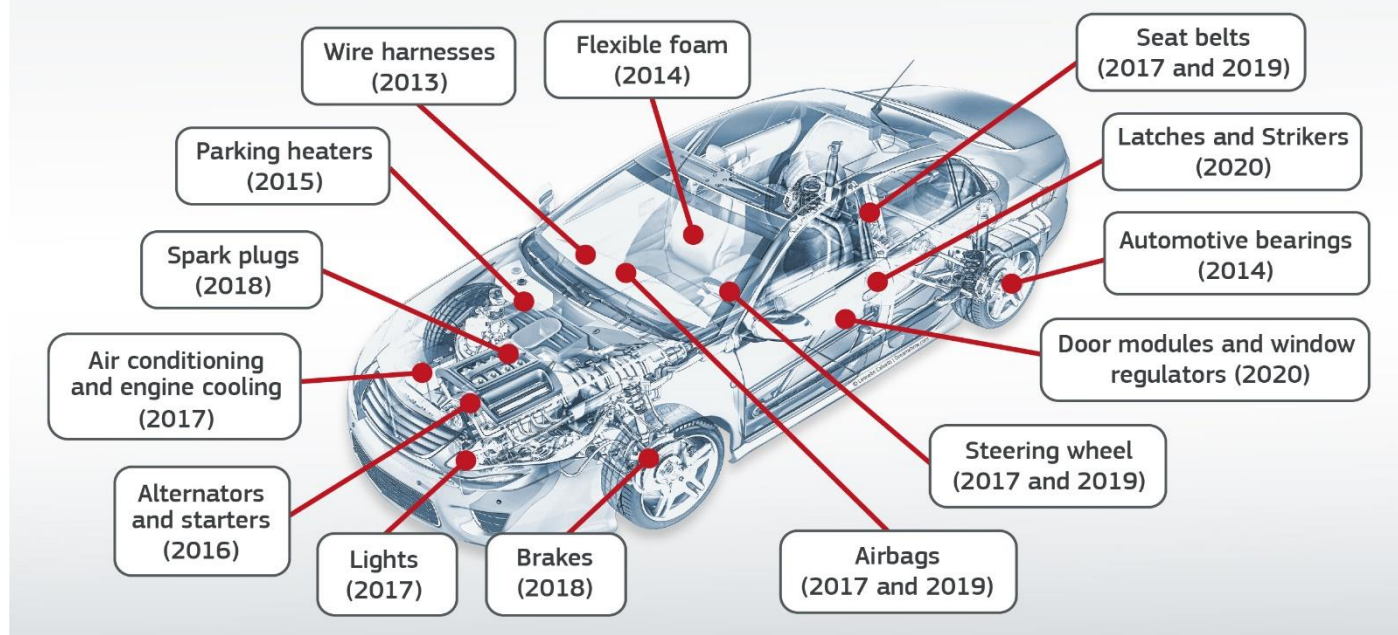
Last change: ++07 December 2023++



1.12. Car part cases decided since 2013

Last change: ++09 September 2021++

Commission has fined **car parts cartels** almost €2.2 billion since 2013



Car parts	Fine imposed in €
Wire harnesses (2013)	141 791 000
Flexible foam (2014)	114 077 000
Automotive bearings (2014)	953 306 000
Parking heaters (2015)	68 175 000
Alternators and starters (2016)	137 789 000
Air conditioning and engine cooling (2017)	155 575 000
Seat belts, airbags and steering wheels (2017/2019)	402 288 000
Lights (2017)	26 744 000
Brakes (2018)	75 426 000
Spark plugs (2018)	76 099 000
Latches and strikers Door modules and window regulators (2020)	18 196 000
Total	2 169 466 000



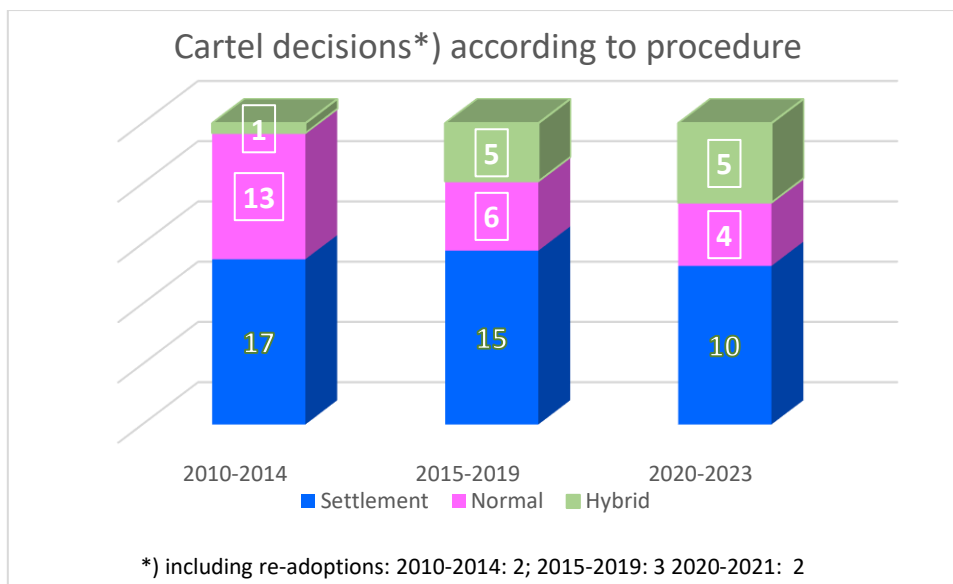
1.13. Financial cases decided since 2013

Last change: ++22 November 2023++

Financial cases	Fine imposed in €
Euro interest rates derivatives (2013, 2016, 2021)	1 308 172 000
Yen interest rates derivatives (2013, 2014, 2021)	676 169 000
Swiss Franc interest rates derivatives and spreads (2014)	94 031 000
Foreign Exchange spot (2019, 2021)	1 413 274 000
SSA bonds (2021)	28 494 000
European Governments Bonds (2021)	371 393 000
Euro-denominated bonds (2023)	26 647 000
Total	3 918 180 000

1.14. Cartel decisions adopted since 2010 according to procedure

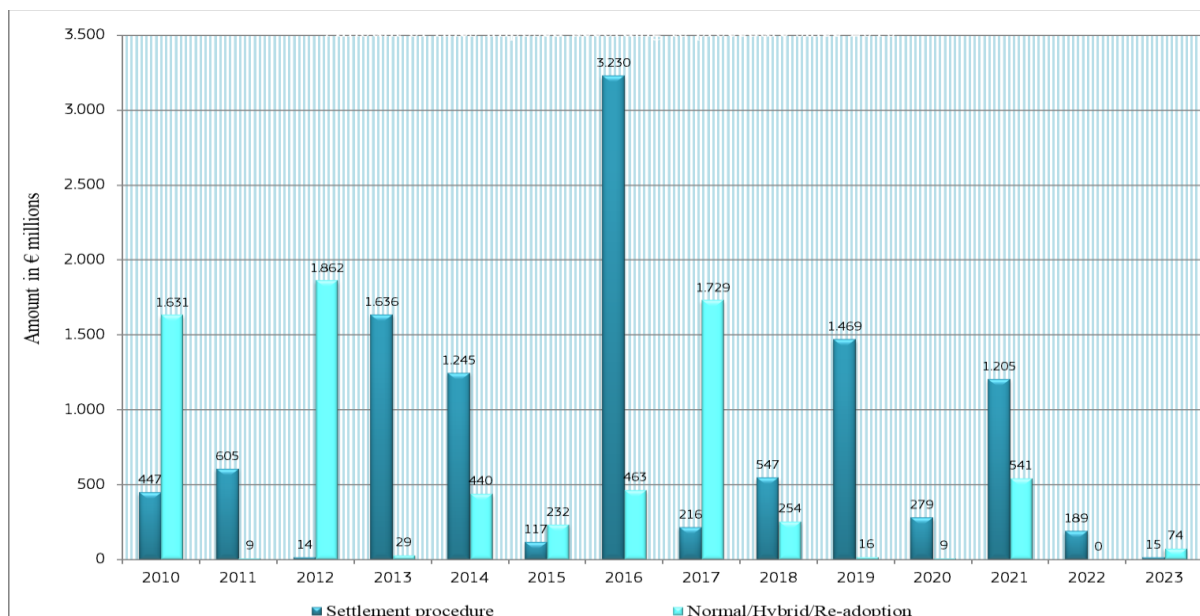
Last change: ++07 December 2023++



This table shows a breakdown of the procedure followed to conclude the cartel investigation (corresponding to the number of decisions included in Table 1.8). In general, two types are used: normal and settlement procedure. Hybrid decisions are decisions adopted under the normal procedure against parties that opted out of the settlement procedure when a decision is adopted (at the same or a later date) under the settlement procedure against other parties. Re-adoptions are decisions that have been adopted after a (partial) annulment by the court.

1.15. Fines imposed according to procedure

Last change: ++07 December 2023++

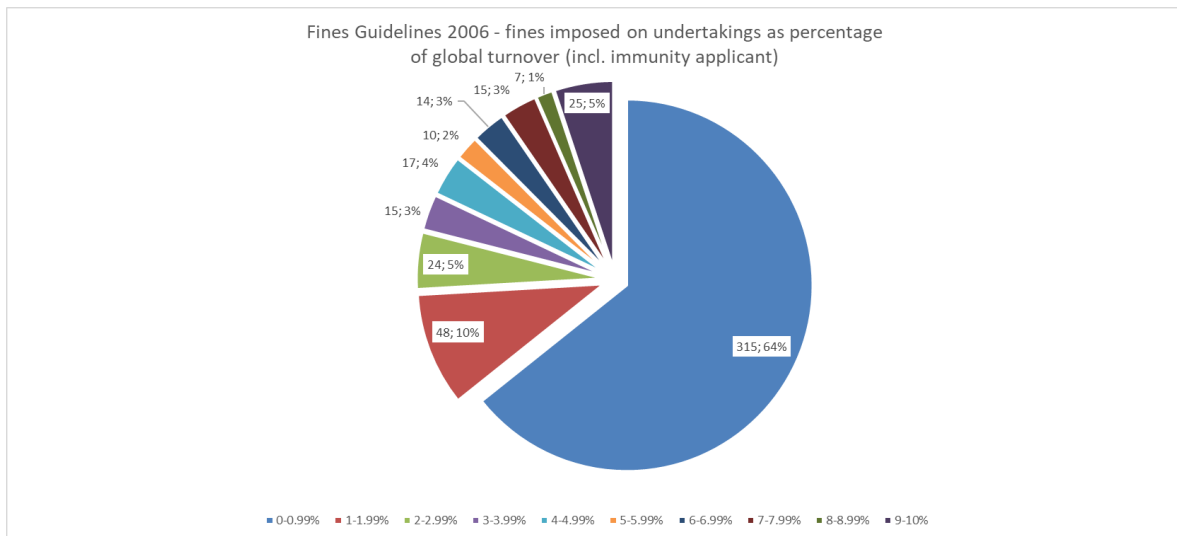


*) The table shows the breakdown for fines imposed under the settlement and the normal procedure. The latter also includes amounts imposed in hybrid and re-adoption decisions (see Table 1.14). Amendment decisions are included as of 2021 but the corrected amount is considered in the year when the original decision was adopted.

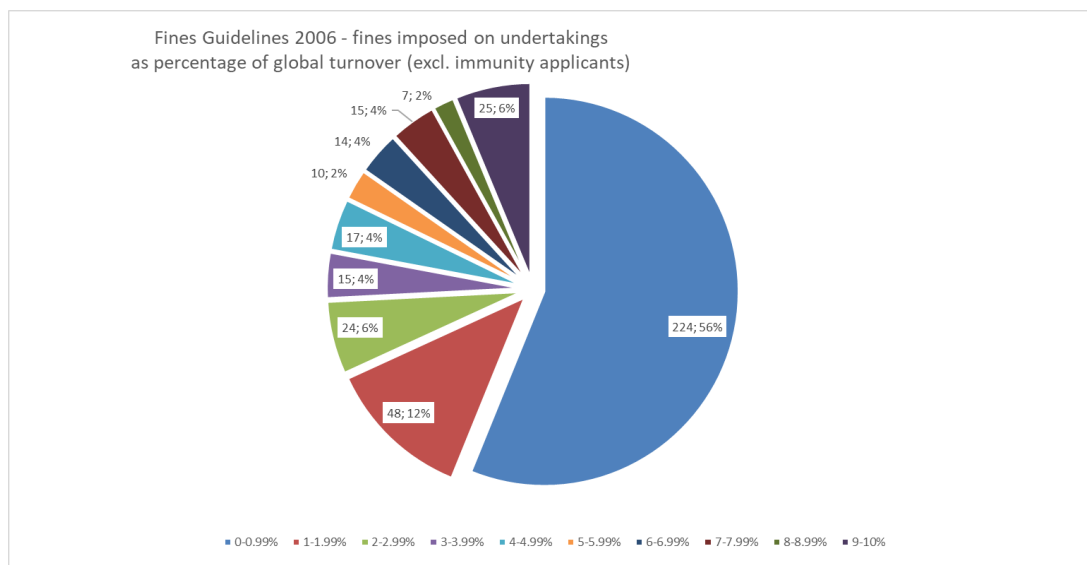
1.16. Fines Guidelines 2006 – fines as percentage* of global turnover

Last update ++07 December 2023++

Fines Guidelines 2006 - fines imposed on undertakings as percentage of global turnover (incl. Immunity applicants)											
percentage	0-0.99%	1-1.99%	2-2.99%	3-3.99%	4-4.99%	5-5.99%	6-6.99%	7-7.99%	8-8.99%	9-10%	total
no of undertakings fined	315	48	24	15	17	10	14	15	7	25	490
	64,29%	9,80%	4,90%	3,06%	3,47%	2,04%	2,86%	3,06%	1,43%	5,10%	100,00%



Fines Guidelines 2006 - fines imposed on undertakings as percentage of global turnover (excl. immunity applicants)											
percentage	0-0.99%	1-1.99%	2-2.99%	3-3.99%	4-4.99%	5-5.99%	6-6.99%	7-7.99%	8-8.99%	9-10%	total
no of undertakings fined	224	48	24	15	17	10	14	15	7	25	399
	56,14%	12,03%	6,02%	3,76%	4,26%	2,51%	3,51%	3,76%	1,75%	6,27%	100,00%



* The percentages of fines imposed on undertakings are considered per cartel infringement. Certain cases may comprise several infringements for which multiple counting of undertakings is considered.